

ART ALTERNATIVES



*Like to
work big?*

*I support large
canvases!*



CLASSIC studio easel

50 INCHES
MAXIMUM CANVAS HEIGHT

Made of solid beechwood

Ratchet for canvas height control


Adjustable incline control

Canvas tray with storage shelf

Folds flat for easy storage

USE OUR CLASSIC STUDIO EASEL to support large canvases and panels in the studio. The H-frame design offers great stability.

Assembly required, instructions included.



MAX. CANVAS SIZE
50 IN H x 2 IN D

WEIGHT
15 LBS









EASEL DIMENSIONS
21.5 IN W x 21.5 IN D x 69.5 IN— 96 IN H

www.artalternatives.com    

CLASSIC STUDIO EASEL

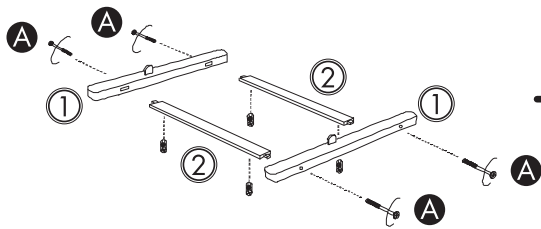
assembly instructions

For model AA13135.
All necessary tools included.

HARDWARE											
A		4 pcs	C		1 pc	E		1 pc	G		2 pcs
B		4 pcs	D		1 pc	F		2 pcs	H		2 pcs

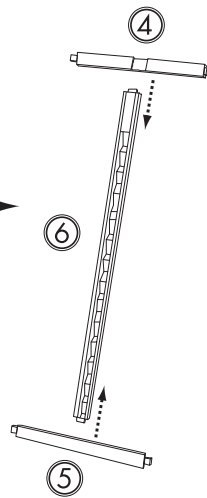
STEP 1

Assemble the base



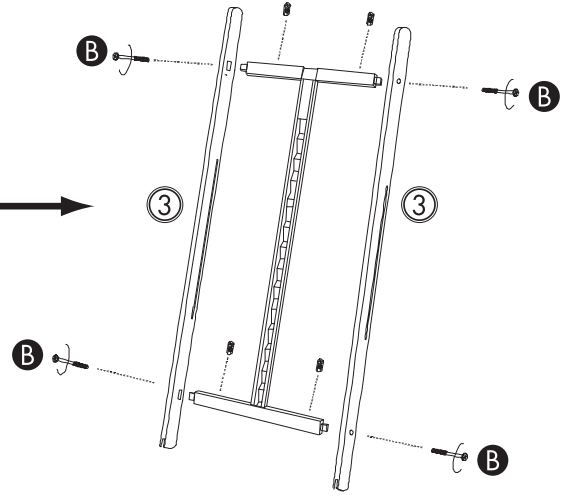
STEP 2

Attach the ratchet column to crossbars



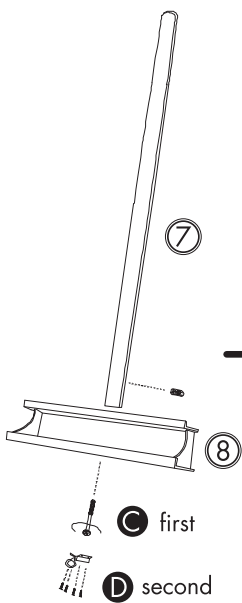
STEP 3

Attach sides to the crossbars



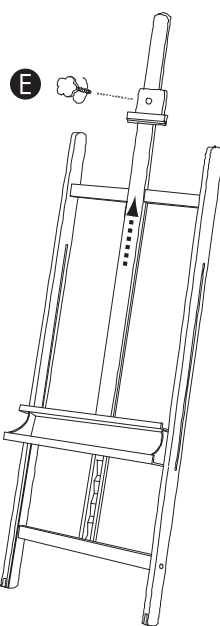
STEP 4

Attach tray to the mast



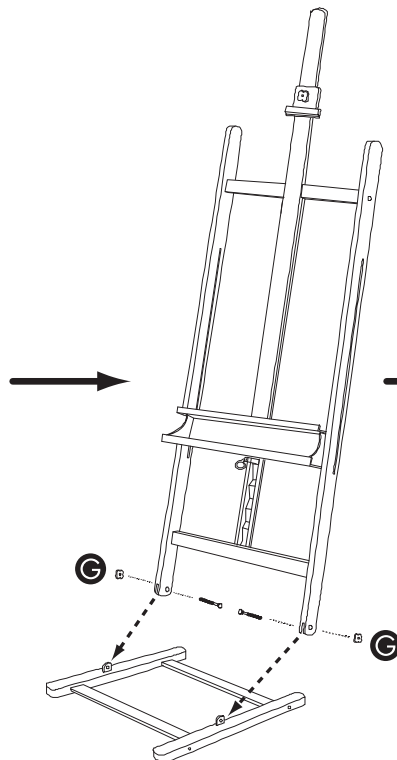
STEP 5

Slide mast into crossbar channel and attach top canvas holder



STEP 6

Attach frame to base



STEP 7

Attach support legs to base and sides

